

Celebrate *Dia de los Muertos*, the Day of the Dead!

In Mexico, Central America, and South America, people set aside one day, November 2nd, to honor the lives and souls of those who have died. It's called Day of the Dead or *Dia de Los Muertos*. Instead of being sad, it's a joyous holiday. Many families build an altar to honor loved ones who have passed away. Altars include a photo of the person, a few of their favorite foods, playful skeletons, bright flowers, and other offerings.



Make *Papel Picado*

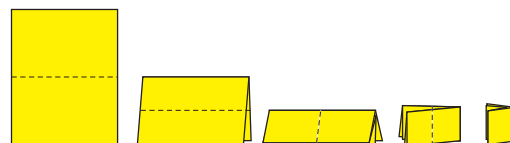
Colorful paper banners, called papel picado can be found hanging in homes and stores during any Mexican fiesta or celebration. Usually made of tissue paper but sometimes of more durable plastic, the cut banners are hung together like a string of flags. For the Day of the Dead, the designs feature skeletons, skulls, crosses, and tombstones.

Materials

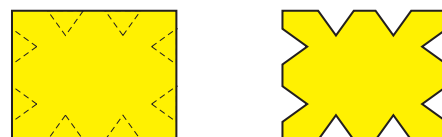
- large sheet of brightly colored tissue paper
- pencil
- scissors
- string

Instructions


1. Fold a sheet of tissue paper into eighths (fold the paper in half the short way three times) so you end up with a small rectangle.



2. Keeping the paper folded, use a pencil to design shapes and patterns. This will outline what will be cut out.



3. Use scissors to cut away material from your design.
4. When finished, unfold piece of paper.



5. Make a few more and string them together at the top. Hang your beautiful new creation at a fiesta of your own.

